








# ELK: A python package for correcting, analyzing, and diagnosing TESS integrated light curves

Tobin M. Wainer <sup>1,2\*</sup>, Tom Wagg <sup>1\*</sup>, Vijith Jacob Poovelil <sup>2</sup>, and Gail Zasowski <sup>2</sup>

<sup>1</sup> Department of Astronomy, University of Washington, Box 351580, Seattle, WA 98195, USA <sup>2</sup> Department of Physics and Astronomy, University of Utah, Salt Lake City, UT 84112, USA \* These authors contributed equally.

DOI: [10.21105/joss.05605](https://doi.org/10.21105/joss.05605)

## Software

- [Review](#) 
- [Repository](#) 
- [Archive](#) 

Editor: [Warrick Ball](#) 

## Reviewers:

- [@ryanoelkers](#)
- [@danhey](#)

Submitted: 08 June 2023

Published: 03 October 2023

## License

Authors of papers retain copyright and release the work under a Creative Commons Attribution 4.0 International License ([CC BY 4.0](#)).

## In partnership with



This article and software are linked with research article DOI [10.3847/1538-3881/ace960](https://doi.org/10.3847/1538-3881/ace960), published in the *Astrophysical Journal*.

## Summary

`elk` (`intEgrated Light Kurve`) is an open-source Python package designed for downloading and correcting *integrated* light curves from the Full Frame Images (FFI) of TESS data. We provide novel approaches for the analysis of heavily blended light curves. Our correction is in the form of aperture photometry, building upon the methodology of the Python package `lightkurve` ([Lightkurve Collaboration et al., 2018](#)).

The term ‘integrated’ refers to the method in which we are extracting blended photometry from an aperture, a practice common in the literature (e.g. [Bastian et al., 2020](#); [Krumholz et al., 2019](#)). Our approach does this extraction at many time steps to generate light curves, and we evaluate how the integrated light changes through time. Each pixel light curve is determined independently, and then summed to create the integrated light curve.

Our correction techniques utilize the bona fide pipeline `lightkurve`, and are able to account for spatially-transient scattered light from the Earth and Moon (using singular value decomposition methods and principle component analysis), known TESS telescope systems (encoding in co-trending basis vectors) and long-period astrophysical variability (through the application of a basis-spline model). Each of these correction techniques from the `lightkurve` package is flexible within `elk` and can be tuned or turned off entirely. `elk` wraps the multiple components from `lightkurve` into a single, easy to use package for integrated light curves, a use case not common within existing extraction pipelines like `lightkurve` or `eleanor` ([Feinstein et al., 2019](#)). Our correction techniques can be visualized in Figure 2 of Wainer et al. ([2023](#)).

`elk` additionally has a range of features to analyze integrated light curves. We include a wide variety of variability metrics from across astronomical subfields, including the Stetson J statistic and von Neumann ratio ([Neumann, 1941](#); [Stetson, 1994](#)). `elk` features simple and useful diagnostic capabilities, with flexible functions for the creation and visualization of bootstrapped Lomb-Scargle periodograms and autocorrelation functions. Moreover, one can use `elk` to locate the precise sky position of a variable signature causing a feature in an integrated light curve, and identify likely candidate stars from SIMBAD ([Wenger et al., 2000](#)). Though we designed `elk` with the intention of studying cluster variability, it has the flexibility to be applied to *any* integrated study.

Through `elk`, users have a single package with which to create, analyze and diagnose reliable integrated light curves.

## Statement of need

One important property of stars is their intrinsic photometric variability, including both high- and low-amplitude variations driven by coherent pulsations and other physical mechanisms like rotation. A great deal of the foundational work on stellar variability, especially of the low-amplitude variety, has been done in the Milky Way, including the recent revolution in asteroseismic measurements of stars across the Galaxy (e.g., [Chaplin et al., 2013](#); [Pinsonneault et al., 2018](#)). High-amplitude pulsational variables such as Cepheids and RR-Lyrae associated with clusters have long been used to measure distances and provide constraints on foreground extinction (e.g., [Alonso-García et al., 2021](#)). Famously, it was Cepheid variables that were used to measure the distance to M31 and to argue that the then-called “island universes” and “spiral nebulae” were in fact other galaxies ([Hubble, 1929](#)). Because of the high impact uses of stellar variability, a number of globular clusters in the Milky Way have detailed variable star membership catalogs (e.g., [Clement et al., 2001](#)).

For environments where individual stars can not be resolved, the current standard approach to population analysis is through integrated light methods. However, the variability of unresolved stellar populations, i.e., of their integrated light, remain extremely limited. One analysis of unresolved field populations in M87 ([Conroy et al., 2015](#)) characterized the density of long-period variable stars, as a prediction for the age of the population. The main issue with using integrated light for variability encountered in this study was the blending of sources. There have been some efforts to address this issue (in TESS, relevant for this current work) for the light curves of individual resolved stars (e.g., [Higgins & Bell, 2023](#); [Nardiello, 2020](#); [Oelkers & Stassun, 2018](#)). The work presented here in `elk`, sidesteps these issues by working directly with the integrated light curves.

While the primary mission of TESS was the discovery of exoplanets, the unrivaled precision of its time series photometry led to many significant advances in stellar science. For example, TESS has been influential in the recent surge of new asteroseismology results (e.g., [Handberg et al., 2021](#)). The 200,000 primary targets in the TESS input catalog (TIC, [Stassun et al., 2018](#)) were selected to detect exoplanets, and are thus not heavily blended. However, due to the large TESS pixels the FFIs contain tens of millions of sources, of which many are blended. These blended sources still contain bountiful astrophysical information and there have been many studies focused on blended star extraction (e.g., [Higgins & Bell, 2023](#); [Nardiello, 2020](#); [Oelkers & Stassun, 2018](#)). For the FFIs, more than 20 million sources for which relative photometry with 1% photometric precision can be obtained [Kunimoto et al. \(2021\)](#). These data provide a rich data set which have been used across astronomy subfields, and thus, the treatment of these data have been the topic of recent studies ([Hattori et al., 2022](#)).

`elk` is a python package designed to harness the bountiful information available in blended FFI photometry in the form of aperture based light curves. This package is the first of its kind for the correction, analysis and diagnosis of *integrated* light curves.

While most studies in the literature seek to extract individual sources from blended photometry, `elk` bypasses the problems associated with this type of analysis and instead analyses the light curves on the whole. Given this structure, once a light curve is corrected and identified to have a variability signature, it becomes increasingly important to know where that signature is coming from within the aperture. `elk` uses novel methodology to identify which pixels in the aperture are contributing to specific peaks in the LSP, and will then return a SIMBAD query of the stars contained within that TESS pixel. This allows users to understand the impact specific stars have in their integrated light curves.

The open source nature of this code allows users of all skill levels to generate precise light curves from aperture based sources, with minimal input. This gives users the ability to fully diagnose the light curves in one convenient location.

`elk` is jointly published in [Wainer et al. \(2023\)](#), and further scientific uses of the package are explored in this work.

## Acknowledgements

We would like to recognize and thank Samantha-Lynn Martinez for designing the `elk` logo. TMW, GZ, and VJP acknowledge support by the Heising-Simons Foundation through grant 2019-1492. This paper includes data collected with the TESS mission, obtained from the MAST data archive at the Space Telescope Science Institute (STScI). Funding for the TESS mission is provided by the NASA's Science Mission Directorate. STScI is operated by the Association of Universities for Research in Astronomy, Inc., under NASA contract NAS 5-26555.

## References

- Alonso-García, J., Smith, L. C., Catelan, M., Minniti, D., Navarrete, C., Borissova, J., Carballo-Bello, J. A., Contreras Ramos, R., Fernández-Trincado, J. G., Ferreira Lopes, C. E., Gran, F., Garro, E. R., Geisler, D., Guo, Z., Hempel, M., Kerins, E., Lucas, P. W., Palma, T., Peña Ramírez, K., ... Saito, R. K. (2021). Variable stars in the VVV globular clusters. II. NGC 6441, NGC 6569, NGC 6626 (M 28), NGC 6656 (M 22), 2MASS-GC 02, and Terzan 10. *Astronomy and Astrophysics*, 651, A47. <https://doi.org/10.1051/0004-6361/202140546>
- Bastian, N., Lardo, C., Usher, C., Kamann, S., Larsen, S. S., Cabrera-Ziri, I., Chantereau, W., Martocchia, S., Salaris, M., Asa'd, R., & Hilker, M. (2020). Searching for multiple populations in the integrated light of the young and extremely massive clusters in the merger remnant NGC 7252. *Monthly Notices of the RAS*, 494(1), 332–337. <https://doi.org/10.1093/mnras/staa716>
- Chaplin, W. J., Sanchis-Ojeda, R., Campante, T. L., Handberg, R., Stello, D., Winn, J. N., Basu, S., Christensen-Dalsgaard, J., Davies, G. R., Metcalfe, T. S., Buchhave, L. A., Fischer, D. A., Bedding, T. R., Cochran, W. D., Elsworth, Y., Gilliland, R. L., Hekker, S., Huber, D., Isaacson, H., ... Lissauer, J. J. (2013). Asteroseismic Determination of Obliquities of the Exoplanet Systems Kepler-50 and Kepler-65. *The Astrophysical Journal*, 766, 101. <https://doi.org/10.1088/0004-637X/766/2/101>
- Clement, C. M., Muzzin, A., Dufton, Q., Ponnampalam, T., Wang, J., Burford, J., Richardson, A., Rosebery, T., Rowe, J., & Hogg, H. S. (2001). Variable Stars in Galactic Globular Clusters. *The Astronomical Journal*, 122, 2587–2599. <https://doi.org/10.1086/323719>
- Conroy, C., Dokkum, P. G. van, & Choi, J. (2015). Ubiquitous time variability of integrated stellar populations. *Nature*, 527, 488–491. <https://doi.org/10.1038/nature15731>
- Feinstein, A. D., Montet, B. T., Foreman-Mackey, D., Bedell, M. E., Saunders, N., Bean, J. L., Christiansen, J. L., Hedges, C., Luger, R., Scolnic, D., & Cardoso, J. V. de M. (2019). eleanor: An Open-source Tool for Extracting Light Curves from the TESS Full-frame Images. *Publications of the ASP*, 131(1003), 094502. <https://doi.org/10.1088/1538-3873/ab291c>
- Handberg, R., Lund, M. N., White, T. R., Hall, O. J., Buzasi, D. L., Pope, B. J. S., Hansen, J. S., Essen, C. von, Carboneau, L., Huber, D., Vanderspek, R. K., Fausnaugh, M. M., Tenenbaum, P., Jenkins, J. M., & T'DA Collaboration. (2021). TESS Data for Asteroseismology: Photometry. *The Astronomical Journal*, 162, 170. <https://doi.org/10.3847/1538-3881/ac09f1>
- Hattori, S., Foreman-Mackey, D., Hogg, D. W., Montet, B. T., Angus, R., Pritchard, T. A., Curtis, J. L., & Schölkopf, B. (2022). The unpopular Package: A Data-driven Approach to Detrending TESS Full-frame Image Light Curves. *The Astronomical Journal*, 163, 284. <https://doi.org/10.3847/1538-3881/ac625a>
- Higgins, M. E., & Bell, K. J. (2023). Localizing Sources of Variability in Crowded TESS Photometry. In *Astronomical Journal* (No. 4; Vol. 165, p. 141). <https://doi.org/10.3847/1538-3881/acb20c>

- Huang, C. X., Vanderburg, A., Pál, A., Sha, L., Yu, L., Fong, W., Fausnaugh, M., Shporer, A., Guerrero, N., Vanderspek, R., & Ricker, G. (2020). Photometry of 10 Million Stars from the First Two Years of TESS Full Frame Images: Part I. *Research Notes of the American Astronomical Society*, 4, 204. <https://doi.org/10.3847/2515-5172/abca2e>
- Hubble, E. P. (1929). A spiral nebula as a stellar system, Messier 31. *The Astrophysical Journal*, 69, 103–158. <https://doi.org/10.1086/143167>
- Krumholz, M. R., McKee, C. F., & Bland-Hawthorn, J. (2019). Star Clusters Across Cosmic Time. *Annual Review of Astronomy and Astrophysics*, 57, 227–303. <https://doi.org/10.1146/annurev-astro-091918-104430>
- Kunimoto, M., Huang, C., Tey, E., Fong, W., Hesse, K., Shporer, A., Guerrero, N., Fausnaugh, M., Vanderspek, R., & Ricker, G. (2021). Quick-look Pipeline Lightcurves for 9.1 Million Stars Observed over the First Year of the TESS Extended Mission. *Research Notes of the American Astronomical Society*, 5, 234. <https://doi.org/10.3847/2515-5172/ac2ef0>
- Lightkurve Collaboration, Cardoso, J. V. de M., Hedges, C., Gully-Santiago, M., Saunders, N., Cody, A. M., Barclay, T., Hall, O., Sagar, S., Turtelboom, E., Zhang, J., Tzanidakis, A., Mighell, K., Coughlin, J., Bell, K., Berta-Thompson, Z., Williams, P., Dotson, J., & Barentsen, G. (2018). Lightkurve: Kepler and TESS time series analysis in Python. *Astrophysics Source Code Library*, ascl:1812.013. <https://ui.adsabs.harvard.edu/abs/2018ascl.soft12013L>
- Nardiello, D. (2020). A PSF-based Approach to TESS High quality data Of Stellar clusters (PATHOS) - III. Exploring the properties of young associations through their variables, dippers, and candidate exoplanets. *Monthly Notices of the Royal Astronomical Society*, 498, 5972–5989. <https://doi.org/10.1093/mnras/staa2745>
- Neumann, J. von. (1941). Distribution of the Ratio of the Mean Square Successive Difference to the Variance. *The Annals of Mathematical Statistics*, 12(4), 367–395. <https://doi.org/10.1214/aoms/1177731677>
- Oelkers, R. J., & Stassun, K. G. (2018). Precision Light Curves from TESS Full-frame Images: A Different Imaging Approach. *The Astronomical Journal*, 156, 132. <https://doi.org/10.3847/1538-3881/aad68e>
- Pinsonneault, M. H., Elsworth, Y. P., Tayar, J., Serenelli, A., Stello, D., Zinn, J., Mathur, S., García, R. A., Johnson, J. A., Hekker, S., Huber, D., Kallinger, T., Mészáros, S., Mosser, B., Stassun, K., Girardi, L., Rodrigues, T. S., Silva Aguirre, V., An, D., ... Nitschelm, C. (2018). The Second APOKASC Catalog: The Empirical Approach. *The Astrophysical Journal Supplement Series*, 239, 32. <https://doi.org/10.3847/1538-4365/aabefd>
- Ricker, G. R., Winn, J. N., Vanderspek, R., Latham, D. W., Bakos, G. Á., Bean, J. L., Berta-Thompson, Z. K., Brown, T. M., Buchhave, L., Butler, N. R., Butler, R. P., Chaplin, W. J., Charbonneau, D., Christensen-Dalsgaard, J., Clampin, M., Deming, D., Doty, J., De Lee, N., Dressing, C., ... Villaseñor, J. (2015). Transiting Exoplanet Survey Satellite (TESS). *Journal of Astronomical Telescopes, Instruments, and Systems*, 1, 014003. <https://doi.org/10.1117/1.JATIS.1.1.014003>
- Stassun, K. G., Oelkers, R. J., Pepper, J., Paegert, M., De Lee, N., Torres, G., Latham, D. W., Charpinet, S., Dressing, C. D., Huber, D., Kane, S. R., Lépine, S., Mann, A., Muirhead, P. S., Rojas-Ayala, B., Silvotti, R., Fleming, S. W., Levine, A., & Plavchan, P. (2018). The TESS Input Catalog and Candidate Target List. *The Astronomical Journal*, 156, 102. <https://doi.org/10.3847/1538-3881/aad050>
- Stetson, P. B. (1994). The center of the core-cusp globular cluster M15: CFHT and HST Observations, ALLFRAME reductions. *Publications of the Astronomical Society of the Pacific*, 106, 250–280. <https://doi.org/10.1086/133378>

Wainer, T. M., Zasowski, G., Pepper, J., Wagg, T., Hedges, C. L., Poovelil, V. J., Fetherolf, T., Davenport, J. R. A., Christodoulou, P. M., Dinsmore, J. T., Patel, A., Goold, K., & Gibson, B. J. (2023). Catalog of Integrated-light Star Cluster Light Curves in TESS. *166*(3), 106. <https://doi.org/10.3847/1538-3881/ace960>

Wenger, M., Ochsenbein, F., Egret, D., Dubois, P., Bonnarel, F., Borde, S., Genova, F., Jasniewicz, G., Laloë, S., Lesteven, S., & Monier, R. (2000). The SIMBAD astronomical database. The CDS reference database for astronomical objects. *Astronomy and Astrophysics Supplement Series*, *143*, 9–22. <https://doi.org/10.1051/aas:2000332>