



















# Eureka!: An End-to-End Pipeline for JWST Time-Series Observations

Taylor J. Bell <sup>1</sup>, Eva-Maria Ahrer <sup>2</sup>, Jonathan Brande <sup>3</sup>, Aarynn L. Carter <sup>4</sup>, Adina D. Feinstein <sup>5</sup>, Giannina Guzman Caloca <sup>6</sup>, Megan Mansfield <sup>7,8</sup>, Sebastian Zieba <sup>9</sup>, Caroline Piaulet <sup>10</sup>, Björn Benneke <sup>10</sup>, Joseph Filippazzo <sup>11</sup>, Erin M. May <sup>12</sup>, Pierre-Alexis Roy <sup>10</sup>, Laura Kreidberg <sup>9</sup>, and Kevin B. Stevenson <sup>12</sup>

**1** BAER Institute, NASA Ames Research Center, Moffet Field, CA 94035, USA **2** Department of Physics, University of Warwick, Gibbet Hill Road, CV4 7AL Coventry, UK **3** Department of Physics and Astronomy, University of Kansas, 1082 Malott, 1251 Wescoe Hall Dr., Lawrence, KS 66045, USA **4** Department of Astronomy and Astrophysics, University of California, Santa Cruz, 1156 High Street, Santa Cruz, CA 95064, USA **5** Department of Astronomy & Astrophysics, University of Chicago, 5640 S. Ellis Avenue, Chicago, IL 60637, USA **6** Department of Astronomy, University of Maryland, College Park, MD USA **7** Steward Observatory, University of Arizona, Tucson, AZ 85719, USA **8** NHFP Sagan Fellow **9** Max-Planck-Institut für Astronomie, Königstuhl 17, D-69117 Heidelberg, Germany **10** Department of Physics and Institute for Research on Exoplanets, Université de Montréal, Montreal, QC, Canada **11** Space Telescope Science Institute, 3700 San Martin Drive, Baltimore, MD 21218, USA **12** Johns Hopkins APL, 11100 Johns Hopkins Road, Laurel, MD 20723, USA

DOI: [10.21105/joss.04503](https://doi.org/10.21105/joss.04503)

## Software

- [Review](#) 
- [Repository](#) 
- [Archive](#) 

Editor: [Dan Foreman-Mackey](#) 

## Reviewers:

- [@catrionamurray](#)
- [@christinahedges](#)
- [@dfm](#)

Submitted: 03 June 2022

Published: 03 November 2022

## License

Authors of papers retain copyright and release the work under a Creative Commons Attribution 4.0 International License ([CC BY 4.0](https://creativecommons.org/licenses/by/4.0/)).

## Summary

Eureka! is a data reduction and analysis pipeline for exoplanet time-series observations, with a particular focus on James Webb Space Telescope (JWST, [Gardner et al., 2006](#)) data. JWST was launched on December 25, 2021 and over the next 1-2 decades will pursue four main science themes: Early Universe, Galaxies Over Time, Star Lifecycle, and Other Worlds. Our focus is on providing the astronomy community with an open source tool for the reduction and analysis of time-series observations of exoplanets in pursuit of the fourth of these themes, Other Worlds. The goal of Eureka! is to provide an end-to-end pipeline that starts with raw, uncalibrated FITS files and ultimately yields precise exoplanet transmission and/or emission spectra. The pipeline has a modular structure with six stages, and each stage uses a “Eureka! Control File” (ECF; these files use the .ecf file extension) to allow for easy control of the pipeline’s behavior. Stage 5 also uses a “Eureka! Parameter File” (EPF; these files use the .epf file extension) to control the fitted parameters. We provide template ECFs for the MIRI ([Rieke et al., 2015](#)), NIRCcam ([Horner & Rieke, 2004](#)), NIRISS ([Maszkiewicz, 2017](#)), and NIRSpec ([Bagnasco et al., 2007](#)) instruments on JWST and the WFC3 instrument ([Kimble et al., 2008](#)) on the Hubble Space Telescope (HST, [Bahcall, 1986](#)). These templates give users a good starting point for their analyses, but Eureka! is not intended to be used as a black box tool, and users should expect to fine-tune some settings for each observation in order to achieve optimal results. At each stage, the pipeline creates intermediate figures and outputs that allow users to compare Eureka!’s performance using different parameter settings or to compare Eureka! with an independent pipeline. The ECF used to run each stage is also copied into the output folder from each stage to enhance reproducibility. Finally, while Eureka! has been optimized for exoplanet observations (especially the latter stages of the code), much of the core functionality could also be repurposed for JWST time-series observations in other research domains thanks to Eureka!’s modularity.

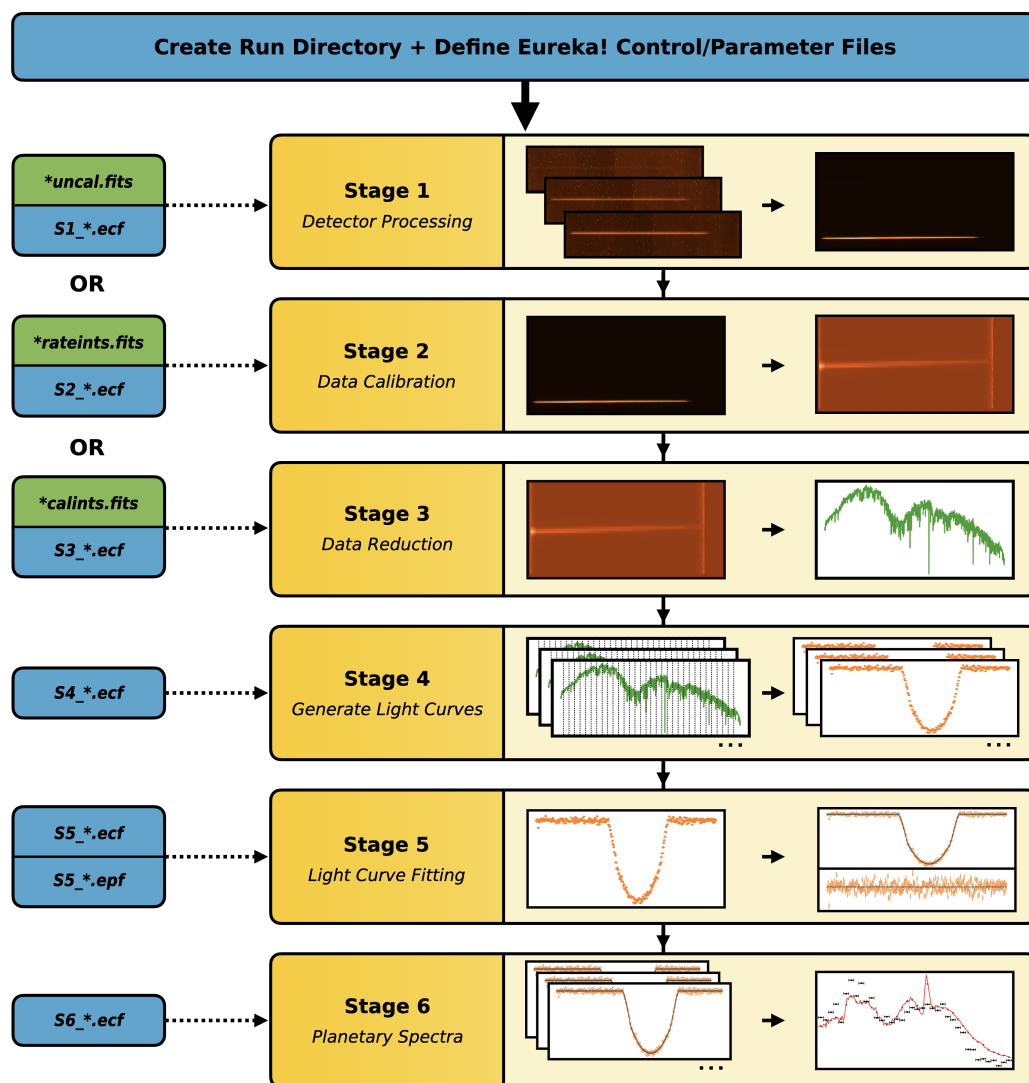
## Outline of Eureka!'s Stages

Eureka! is broken down into six stages, which are as follows (also summarized in [Figure 1](#)):

- Stage 1: An optional step that calibrates raw data (converts ramps to slopes for JWST observations). This step can be skipped within Eureka! if you would rather use the Stage 1 outputs from the `jwst` pipeline ([Bushouse et al., 2022](#)).
- Stage 2: An optional step that further calibrates Stage 1 data (performs flat-fielding, unit conversion, etc. for JWST observations). This step can be skipped within Eureka! if you would rather use the Stage 2 outputs from the `jwst` pipeline.
- Stage 3: Using Stage 2 outputs, performs background subtraction and optimal spectral extraction. For spectroscopic observations, this stage generates a time series of 1D spectra. For photometric observations, this stage generates a single light curve of flux versus time.
- Stage 4: Using Stage 3 outputs, generates spectroscopic light curves by binning the time series of 1D spectra along the wavelength axis. Optionally removes drift/jitter along the dispersion direction and/or sigma clips outliers.
- Stage 5: Fits the light curves with noise and astrophysical models using different optimization or sampling algorithms.
- Stage 6: Displays the planet spectrum in figure and table form using results from the Stage 5 fits.

## Differences From the `jwst` Pipeline

Eureka's Stage 1 offers a few alternative, experimental ramp fitting methods compared to the `jwst` pipeline, but mostly acts as a wrapper to allow you to call the `jwst` pipeline in the same format as Eureka!. Similarly, Eureka!'s Stage 2 acts solely as a wrapper for the `jwst` pipeline. Meanwhile, Eureka!'s Stages 3 through 6 completely depart from the `jwst` pipeline and offer specialized background subtraction, source extraction, wavelength binning, sigma clipping, fitting, and plotting routines with heritage from past space-based exoplanet science.



**Figure 1:** An overview flowchart showing the processing done at each stage in Eureka!. The outputs of each stage are used as the inputs to the subsequent stage along with the relevant settings file(s).

## Statement of Need

The calibration, reduction, and fitting of exoplanet time-series observations is a challenging problem with many tunable parameters across many stages, many of which will significantly impact the final results. Typically, the default calibration pipeline from astronomical observatories is insufficiently tailored for exoplanet time-series observations as the pipeline is more optimized for other science use cases. As such, it is common practice to develop a custom data analysis pipeline that starts from the original, uncalibrated images. Historically, data analysis pipelines have often been proprietary, so each new user of an instrument or telescope has had to develop their own pipeline. Also, clearly specifying the analysis procedure can be challenging, especially with proprietary code, which erodes reproducibility. Eureka! seeks to be a next-generation data analysis pipeline for next-generation observations from JWST with open-source and well-documented code for easier adoption; modular code for easier customization while maintaining a consistent framework; and easy-to-use but powerful inputs and outputs for increased automation, increased reproducibility, and more thorough intercomparisons. By also allowing for analyses of HST observations within the same framework, users will be able

to combine new and old observations to develop a more complete understanding of individual targets or even entire populations.

## Documentation

Documentation for Eureka! is available at <https://eurekadocs.readthedocs.io/en/latest/>.

## Similar Tools

We will now discuss the broader data reduction and fitting ecosystem in which Eureka! lives. Several similar open-source tools are discussed below to provide additional context, but this is not meant to be a comprehensive list.

As mentioned above, Eureka! makes use of the first two stages of `mwst` (Bushouse et al., 2022) while offering significantly different extraction routines and novel spectral binning and fitting routines beyond what is contained in `mwst`. Eureka! bears similarities to the `POET` (Cubillos et al., 2013; Stevenson et al., 2012) and `WFC3` (Stevenson et al., 2014) pipelines, developed for Spitzer/IRAC and HST/WFC3 observations respectively; in fact, much of the code from those pipelines has been incorporated into Eureka!. Eureka! is near feature parity with `WFC3`, but the Spitzer specific parts of the `POET` pipeline have not been incorporated into Eureka!. The `SPCA` (Bell et al., 2021; Dang et al., 2018) pipeline developed for the reduction and fitting of Spitzer/IRAC observations also bears some similarity to this pipeline, and some snippets of that pipeline have also been incorporated into Eureka!. The `tshirt` (Schlawin & Glidic, 2022) package also offers spectral and photometric extraction routines that work for HST and JWST data. `PACMAN` (Kreidberg et al., 2014; Zieba & Kreidberg, 2022) is another open-source end-to-end pipeline developed for HST/WFC3 observations. The `exoplanet` (Foreman-Mackey et al., 2021) and `juliet` (Espinoza et al., 2019) packages offer some similar capabilities as the observation fitting parts of Eureka!.

## Acknowledgements

Eureka! allows for some variations upon the STScI's `mwst` pipeline (Bushouse et al., 2022) for Stages 1 and 2, but presently these stages mostly act as wrappers around the `mwst` pipeline. This allows Eureka! to run the `mwst` pipeline in the same manner as Eureka!'s latter stages. Eureka! then uses its own custom code for additional calibration steps, spectral or photometric extraction, and light curve fitting. Several parts of the spectroscopy-focused code in Stages 3 and 4 of Eureka! were inspired by, or were initially written for, the `WFC3` (Stevenson et al., 2014) pipeline. Other parts of the spectroscopy code and several parts of the photometry focused code in Stage 3 were inspired by, or were initially written for, the `POET` pipeline (Cubillos et al., 2013; Stevenson et al., 2012). Some of the Stage 5 code comes from Kreidberg et al. (2014) and `PACMAN` (Zieba & Kreidberg, 2022). Small pieces of the `SPCA` (Bell et al., 2021; Dang et al., 2018) and `BELL_EBM` (Bell & Cowan, 2018) repositories have also been reused.

ALC is supported by a grant from STScI (*JWST*-ERS-01386) under NASA contract NAS5-03127. ADF acknowledges support by the National Science Foundation Graduate Research Fellowship Program under Grant No. (DGE-1746045). CP acknowledges financial support by the Fonds de Recherche Québécois—Nature et Technologie (FRQNT; Québec), the Technologies for Exo-Planetary Science (TEPS) Trainee Program and the Natural Sciences and Engineering Research Council (NSERC) Vanier Scholarship. JB acknowledges support from the NASA Interdisciplinary Consortia for Astrobiology Research (ICAR). KBS is supported by *JWST*-ERS-01366. MM acknowledges support through the NASA Hubble Fellowship grant HST-HF2-51485.001-A awarded by STScI, which is operated by the Association of Universities for Research in Astronomy, Inc., for NASA, under contract NAS5-26555. We also thank Ivelina Momcheva for useful discussions. Support for this work was provided in part by NASA through

a grant from the Space Telescope Science Institute, which is operated by the Association of Universities for Research in Astronomy, Inc., under NASA contract NAS 5-03127. In addition, we would like to thank the Transiting Exoplanet Community Early Release Science program for organizing meetings that contributed to the writing of Eureka!.

## References

- Bagnasco, G., Kolm, M., Ferruit, P., Honnen, K., Koehler, J., Lemke, R., Maschmann, M., Melf, M., Noyer, G., Rumler, P., Salvignol, J.-C., Strada, P., & Te Plate, M. (2007). Overview of the near-infrared spectrograph (NIRSpec) instrument on-board the James Webb Space Telescope (JWST). In J. B. Heaney & L. G. Burriesci (Eds.), *Cryogenic optical systems and instruments XII* (Vol. 6692, p. 66920M). <https://doi.org/10.1117/12.735602>
- Bahcall, N. A. (1986). The Hubble Space Telescope. *Annals of the New York Academy of Sciences*, 470, 331–337. <https://doi.org/10.1111/j.1749-6632.1986.tb47983.x>
- Bell, T. J., & Cowan, N. B. (2018). Increased Heat Transport in Ultra-hot Jupiter Atmospheres through H<sub>2</sub> Dissociation and Recombination. *ApJL*, 857(2), L20. <https://doi.org/10.3847/2041-8213/aabcc8>
- Bell, T. J., Dang, L., Cowan, N. B., Bean, J., Désert, J.-M., Fortney, J. J., Keating, D., Kempton, E., Kreidberg, L., Line, M. R., Mansfield, M., Parmentier, V., Stevenson, K. B., Swain, M., & Zellem, R. T. (2021). A comprehensive reanalysis of Spitzer’s 4.5 μm phase curves, and the phase variations of the ultra-hot Jupiters MASCARA-1b and KELT-16b. *MNRAS*, 504(3), 3316–3337. <https://doi.org/10.1093/mnras/stab1027>
- Bushouse, H., Eisenhamer, J., Dencheva, N., Davies, J., Greenfield, P., Morrison, J., Hodge, P., Simon, B., Grumm, D., Droettboom, M., Slavich, E., Sosey, M., Pauly, T., Miller, T., Jedrzejewski, R., Hack, W., Davis, D., Crawford, S., Law, D., ... Jamieson, W. (2022). *JWST Calibration Pipeline 1.6.2* (Version 1.6.2). Zenodo. <https://doi.org/10.5281/zenodo.6984366>
- Cubillos, P., Harrington, J., Madhusudhan, N., Stevenson, K. B., Hardy, R. A., Blečić, J., Anderson, D. R., Hardin, M., & Campo, C. J. (2013). WASP-8b: Characterization of a Cool and Eccentric Exoplanet with Spitzer. *ApJ*, 768(1), 42. <https://doi.org/10.1088/0004-637X/768/1/42>
- Dang, L., Cowan, N. B., Schwartz, J. C., Rauscher, E., Zhang, M., Knutson, H. A., Line, M., Dobbs-Dixon, I., Deming, D., Sundararajan, S., Fortney, J. J., & Zhao, M. (2018). Detection of a westward hotspot offset in the atmosphere of hot gas giant CoRoT-2b. *Nature Astronomy*, 2, 220–227. <https://doi.org/10.1038/s41550-017-0351-6>
- Espinoza, N., Kossakowski, D., & Brahm, R. (2019). juliet: a versatile modelling tool for transiting and non-transiting exoplanetary systems. *MNRAS*, 490(2), 2262–2283. <https://doi.org/10.1093/mnras/stz2688>
- Foreman-Mackey, D., Luger, R., Agol, E., Barclay, T., Bouma, L. G., Brandt, T. D., Czekala, I., David, T. J., Dong, J., Gilbert, E. A., Gordon, T. A., Hedges, C., Hey, D. R., Morris, B. M., Price-Whelan, A. M., & Savel, A. B. (2021). *exoplanet: Gradient-based probabilistic inference for exoplanet data & other astronomical time series* (Version 0.5.1). Zenodo; Zenodo. <https://doi.org/10.5281/zenodo.1998447>
- Gardner, J. P., Mather, J. C., Clampin, M., Doyon, R., Greenhouse, M. A., Hammel, H. B., Hutchings, J. B., Jakobsen, P., Lilly, S. J., Long, K. S., Lunine, J. I., McCaughrean, M. J., Mountain, M., Nella, J., Rieke, G. H., Rieke, M. J., Rix, H.-W., Smith, E. P., Sonneborn, G., ... Wright, G. S. (2006). The James Webb Space Telescope. *123*(4), 485–606. <https://doi.org/10.1007/s11214-006-8315-7>

- Horner, S. D., & Rieke, M. J. (2004). The near-infrared camera (NIRCam) for the James Webb Space Telescope (JWST). In J. C. Mather (Ed.), *Optical, infrared, and millimeter space telescopes* (Vol. 5487, pp. 628–634). <https://doi.org/10.1117/12.552281>
- Kimble, R. A., MacKenty, J. W., O'Connell, R. W., & Townsend, J. A. (2008). Wide Field Camera 3: a powerful new imager for the Hubble Space Telescope. In Jr. Oschmann Jacobus M., M. W. M. de Graauw, & H. A. MacEwen (Eds.), *Space telescopes and instrumentation 2008: Optical, infrared, and millimeter* (Vol. 7010, p. 70101E). <https://doi.org/10.1117/12.789581>
- Kreidberg, L., Bean, J. L., Désert, J.-M., Benneke, B., Deming, D., Stevenson, K. B., Seager, S., Berta-Thompson, Z., Seifahrt, A., & Homeier, D. (2014). Clouds in the atmosphere of the super-Earth exoplanet GJ 1214b. *Nature*, 505(7481), 69–72. <https://doi.org/10.1038/nature12888>
- Maszkiewicz, M. (2017). Near- infrared imager and slitless spectrograph (NIRISS): a new instrument on James Webb Space Telescope (JWST). *Society of Photo-Optical Instrumentation Engineers (SPIE) Conference Series*, 10564, 105642Q. <https://doi.org/10.1117/12.2309161>
- Rieke, G. H., Wright, G. S., Böker, T., Bouwman, J., Colina, L., Glasse, A., Gordon, K. D., Greene, T. P., Güdel, M., Henning, Th., Justtanont, K., Lagage, P.-O., Meixner, M. E., Nørgaard-Nielsen, H.-U., Ray, T. P., Ressler, M. E., van Dishoeck, E. F., & Waelkens, C. (2015). The Mid-Infrared Instrument for the James Webb Space Telescope, I: Introduction. *127(953)*, 584. <https://doi.org/10.1086/682252>
- Schlawin, E., & Glidic, K. (2022). tshirt. In *GitHub repository*. GitHub. <https://github.com/eas342/tshirt>
- Stevenson, K. B., Bean, J. L., Seifahrt, A., Désert, J.-M., Madhusudhan, N., Bergmann, M., Kreidberg, L., & Homeier, D. (2014). Transmission Spectroscopy of the Hot Jupiter WASP-12b from 0.7 to 5  $\mu\text{m}$ . *AJ*, 147(6), 161. <https://doi.org/10.1088/0004-6256/147/6/161>
- Stevenson, K. B., Harrington, J., Fortney, J. J., Lored, T. J., Hardy, R. A., Nymeyer, S., Bowman, W. C., Cubillos, P., Bowman, M. O., & Hardin, M. (2012). Transit and Eclipse Analyses of the Exoplanet HD 149026b Using BLISS Mapping. *ApJ*, 754(2), 136. <https://doi.org/10.1088/0004-637X/754/2/136>
- Zieba, S., & Kreidberg, L. (2022). PACMAN. In *GitHub repository*. GitHub. <https://github.com/sebastian-zieba/PACMAN>